



Aakash
InfoWay Pvt. Ltd.

AN OVERVIEW OF PLUS REPORTS ANDROID APPLICATION

www.aakashinfo.com



Aakash InfoWay Pvt. Ltd.

✓ Plus Reports Android Application

- We have Launched new Web Portal and Android App for Report view with Auto Data Synchronization.
- All voucher, account and products will be automatically synchronized with Application.
- We can see all inbuilt reports in application like, status report, account ledger, product ledger, receivable, payable etc..
- A new facility to enter new bank/cash receipt/payment entry on portal & application.



Aakash InfoWay Pvt. Ltd.

✓ Plus Reports Android Application

- All inbuilt reports provided in our software are also available in Application “**Report**” menu.
- History menu shows all requested report.
- User can see report as per company selection when login. Current company can be changed by clicking on Company name.
- Working internet in Desktop is required and data Synchronization depends on internet speed.



Aakash InfoWay Pvt. Ltd.

✓ Plus Reports Android Application

- To Use Web Portal follow these steps:
 - Setup in Desktop Plus Software
 - Register in Plus Reports Application
 - Login to Plus Reports Application



Aakash InfoWay Pvt. Ltd.

✓ Plus Reports Android Application

- Setup in Desktop Plus Software
 - Download latest Setup from www.aakashinfo.com or Update software from Exit -> Check for Update.
 - Go To Setup -> Software Setup -> Synchronization Setting and press **Enter**. Following screen will be displayed.



Aakash InfoWay Pvt. Ltd.

✓ Plus Reports Android Application

Setup

Category	Description	Value
Software Setup	Skin Name	GREEN
	Image Saved Path	
	FTP Details	
	FTP Server	

Web App / Portal Sync Information

DB Path:

Cust. ID Setting:

Log File:

Computer Administrator User Details

User Name:

Password:



Aakash InfoWay Pvt. Ltd.

✓ Plus Reports Android Application

- Here default values will be displayed. Don't change default values. Enter **Computer's Administrator User Name & Password** and press **OK**
- Please note that **Computer's Administrator User must have password**. If administrator password is not set than set Administrator user password from **Control Panel -> User Accounts**
- Software will install necessary drivers for online data synchronization and will ask for administrator user name and password second time.



Aakash InfoWay Pvt. Ltd.

✓ Plus Reports Android Application

The screenshot displays the 'Setup' application window. It features a table with three columns: 'Category', 'Description', and 'Value'. The table is organized into sections: 'Software Setup', 'FTP Details', 'Sync Server Setup', and 'Web Portal / App Synchronization'. A dialog box titled 'Set Service Login' is overlaid on the table, containing fields for 'Username' (with the value '.\kdk'), 'Password', and 'Confirm password', along with 'OK' and 'Cancel' buttons. A large black circle highlights the dialog box and the 'FTP Details' section of the table.

Category	Description	Value
Software Setup	Skin Name	GREEN
	Image Saved Path	
FTP Details		
	FTP Server	
	FTP Username	
	FTP Password	
	FTP Folder	
Sync Server Setup		
	FTP Server	
	FTP Username	
	FTP Password	
	FTP Folder	
Web Portal / App Synchronization		
	Synchronization Setting	



Aakash InfoWay Pvt. Ltd.

✓ Plus Reports Android Application

- Now go to Setup -> Company Setup -> General Setup
Set **Web Portal / App sync required** option to **YES**
- Notification regarding Synchronization and entry speed will be displayed. Press **OK** to proceed.



Aakash InfoWay Pvt. Ltd.

✓ Plus Reports Android Application

Setup		
Category	Description	Value
General Options		
Account / Product	Account with Stock	Yes
Advance Entry	Bill to Bill Outstanding	Yes
Customization	Bill To Bill Method	Before Amount
Jobwork	Multiple Trading Account	No
Audit		
GST	Auditor Password	
VAT	Lock	Yes
Tax Setup	Pass	No
TDS/TCS	Other	
Reports	Data	
Barcode	Closi	None
Share Setup	Rem	No
Point of Sale	Depr	30/09
Ticker		
SalesPlus Integration	Ticker Required In Statusbar ?	No
Alert SMS		
Online Net Banking	Alert SMS Required ?	No
Web Portal/App Sync Required?		
	Web Portal/App Sync Required?	No

Set YES to Enable Auto Sync.



Aakash InfoWay Pvt. Ltd.

✓ Plus Reports Android Application

Category	Description	Value
Accounting		
General Options		
Account / Product	Account with Stock	Yes
Advance Entry	Bill to Bill Outstanding	Yes
Customization	Bill To Bill Method	Before Amount
	Multiple Trading Account	No
Information		
Data Synchronization With Web Portal/Application depends upon internet speed and other factors Please Wait About 30 Minutes... Also data entry may become slower		
OK		
Jobwork		
GST		
VAT		
Tax Setu		
TDS/TC		
Reports		
Barcode	Closing Stock Calculation Method	None
Share Setup	Reminder For Memorandum/PDC	No
Point of Sale	Depreciation Middle Date	30/09
Ticker		
SalesPlus Integration	Ticker Required In Statusbar ?	No
Alert SMS		
Online Net Banking	Alert SMS Required ?	No
Web Portal/App Sync Required?		
	Web Portal/App Sync Required?	Yes



Aakash InfoWay Pvt. Ltd.

✓ Plus Reports Android Application

- After setting **Web Portal / App sync required** option to **YES**, new option for Mobile entry for Access to Portal / App will be displayed.
- Web portal / App access is based on Mobile Nos defined here. Here we can set mobile no wise rights for access to Portal & App reports. For example if sales man is to be given rights for Outstanding report for His / Her area than set Account filter and like wise Product filter. Rights for Receipt / Payment entries, Status Report and other reports can also be defined here. If Alert Notification is required for Voucher entry in Desktop than you can voucher types for Notification here.



Aakash InfoWay Pvt. Ltd.

✓ Plus Reports Android Application

Setup

Category	Description
General Options	Accounting
Account / Product	Account with Stock
Advance Entry	Bill to Bill Outstanding
Customization	Bill To Bill Method
Jobwork	Multiple Trading Account
	Audit
GST	Auditor Password
VAT	Lock Audited Vouchers
Tax Setup	Password at Each Audit
TDS/TCS	
Reports	Other
Barcode	Data Freez/Unfreez Password
Share Setup	Closing Stock Calculation Method
Point of Sale	Reminder For Memorandum/PDC
SalesPlus Integration	Depreciation Middle Date
Online Net Banking	Ticker
	Ticker Required In Statusbar ?
	Alert SMS
	Alert SMS Required ?
	Web Portal/App Sync Required?
	Web Portal/App Sync Required?
	Mobile Details

Search (Click / F10)

Description	Mobile Number	Mobile IMEI

Add Edit Delete Refresh

Click on Add Button and Add mobile Detail

Last Options
Company Setup
Sales Order
Receivable Name
Change Compan
Account Ledger
Sales Invoice
Default Format



Aakash InfoWay Pvt. Ltd.

✓ Plus Reports Android Application

The screenshot displays a software setup window with a sidebar menu on the left and a main configuration area. The sidebar menu includes options like General Options, GST, VAT, Tax Setup, Reports, Barcode, Share Setup, Point of Sale, SalesPlus Integration, and Online Net Banking. The main area is divided into sections: Accounting, Mobile Details, and Web Portal/App Sync Required?. The Mobile Details section is currently active, showing a form with the following fields: Description (Kirit), Mobile Number (9687693083), Mobile IMEI (864238031752505), Product (All Product), Account (All Account), Daily Status (Yes), Reports (All), Receipt (Yes), and Payment (Yes). An OK button is located below the form. A table at the bottom right of the window has columns for Mobile Number and Mobile IMEI. A speech bubble points to the Mobile Number field with the text: "Add Mobile Number & IMEI for Auto sync."

Category	Description	Value
Accounting		
Account / Product	Account with Stock	Yes
Advance Entry	Bill to Bill Outstanding	Yes
Mobile Details		
Description	Kirit	
Mobile Number	9687693083	
Mobile IMEI	864238031752505	
Product	All Product	
Account	All Account	
Daily Status	Yes	
Reports	All	
Receipt	Yes	
Payment	Yes	

Alert SMS Required ?

Web Portal/App Sync Required?

Web Portal/App Sync Required?

Mobile Details

Add Edit Delete Refresh



Aakash InfoWay Pvt. Ltd.

✓ Plus Reports Android Application

Setup		
Category	Description	Value
General Options		
Account / Product	Account with Stock	Yes
Advance Entry	Bill to Bill Outstanding	Yes
Mobile Details		
Jobwork	Description	Kirit
GST	Mobile Number	9687693083
VAT	Mobile IMEI	864238031752505
Tax Setup	Product	All Product
TDS/TCS	Account	All Account
Reports	Daily Status	All Account
Barcode	Reports	Filter Expression
Share Setup	Receipt	No
Point of Sale	Payment	No
SalesPlus Integration	Alert SMS Required ?	
Online Net Banking	Web Portal/App Sync Required?	
	Web Portal/App Sync Required?	
	Mobile Details	

OK

Add Edit Delete Refresh

Filter for Account & Product like our Software Filter Option and Mobile No Wise Access Rights



Aakash InfoWay Pvt. Ltd.

✓ Plus Reports Android Application

Setup

Category	Description	Value
General Options	Accounting	
Account / Product	Account with Stock	Yes
Advance Entry	Bill to Bill Outstanding	Yes
Customization	Bill To Bill Method	
Jobwork	Multiple Trading Account	
GST	Audit	
VAT	Auditor Password	
Tax Setup	Lock Audited Vouchers	Yes
TDS/TCS	Password at Each Audit	No
Reports	Other	
Barcode	Data Freez/Unfreez Password	
Share Setup	Closing Stock Calculation Method	
Point of Sale	Reminder For Memorandum/PDC	
SalesPlus Integration	Depreciation Middle Date	
Online Net Banking	Ticker	
	Ticker Required In Statusbar ?	
	Alert SMS	
	Alert SMS Required ?	
	Web Portal/App Sync Required?	
	Web Portal/App Sync Required?	
	Mobile Details	

Search (Click / F10)

Description	Mobile Number	Mobile IMEI
Kirit	9687693083	864238031752505

Add Edit Delete Refresh

Details Of Mobile & IMEI

Last Options
Company Setup
Sales Order
Receivable Name
Change Compan
Account Ledger
Sales Invoice
Default Format



Aakash InfoWay Pvt. Ltd.

✓ Plus Reports Android Application

The screenshot displays the 'Setup' screen of the Plus Reports Android application. The interface is divided into a left sidebar with categories like 'General Options', 'Account / Product', 'Advance Entry', 'Customization', 'Jobwork', 'GST', 'VAT', 'Tax Setup', and 'TDS/TCS'. The main area shows a table with columns 'Category', 'Description', and 'Value'. Under the 'Accounting' category, options include 'Account with Stock' (Yes), 'Bill to Bill Outstanding' (Yes), 'Bill To Bill Method' (Before Amount), and 'Multiple Trading Account' (No). A 'Synchronising Data on Server please wait..' dialog box is overlaid on the table. Below it, a 'PLEASE WAIT...' dialog box is visible. A 'Warning' dialog box is also present, asking 'Data Will Be Overwrite To Web Portal/Application. Are You Sure To Overwrite?' with 'Yes' and 'No' buttons. A search bar is located above a table with columns 'Description', 'Mobile Number', and 'IMEI'. The table contains one entry: 'Kirit' with '9687693083' and '8031752505'. At the bottom, there are buttons for 'Add', 'Edit', 'Delete', and 'Refresh'. A 'Facebook' icon is in the bottom right corner.

See Notification If Change in Desktop Application Data

Also Edit/Refresh Data If any changes in mobile Detail

Category	Description	Value
Accounting		
Account with Stock		Yes
Bill to Bill Outstanding		Yes
Bill To Bill Method		Before Amount
Multiple Trading Account		No

Description	Mobile Number	IMEI
Kirit	9687693083	8031752505



Aakash InfoWay Pvt. Ltd.

✓ Plus Reports Android Application

- Registration in Application
 - Start Application. Enter Customer ID and Mobile No. Set Online Data Button to **Yes**
 - OTP will be sent to registered mobile no.
 - Enter OTP and set Password.
 - Enter Mobile No and Password to Login.




Aakash InfoWay Pvt. Ltd.

✓ Plus Reports Android Application



Home Screen

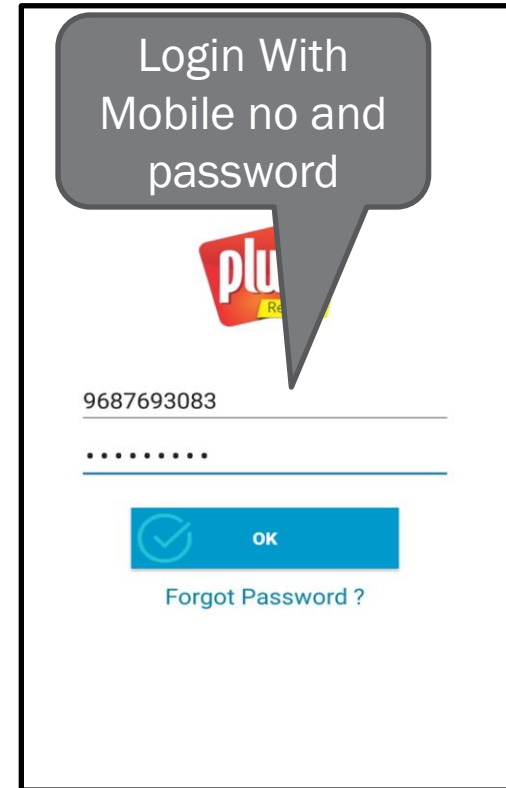

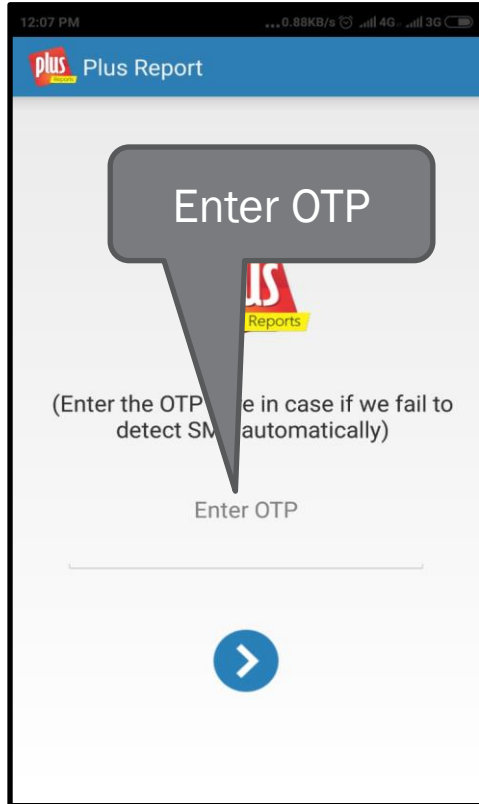
Login Screen
With Customer ID
& Mobile Number





Aakash InfoWay Pvt. Ltd.

✓ Plus Reports Android Application





Aakash InfoWay Pvt. Ltd.

✓ Plus Reports Android Application

- List of companies will be displayed. Please note that in each company, you have to Set **Web Portal App Synchronization** option (Setup -> Company Setup -> General Setup) to **Yes** and also enter Mobile No for which you want Portal access.



Aakash InfoWay Pvt. Ltd.

✓ Plus Reports Android Application

Company List	
PL-P-9050	
9997	Dealer & Self Data Management
9999	Plus GST Demo
9998	Web Portal & Application
5555	Web Portal & Application Sync
PL-P-9998	
562	TEst

Shows company as per customer id & mobile number

- After Login with Mobile number & password company list shown.
- Select company to see data



Aakash InfoWay Pvt. Ltd.

✓ Plus Reports Android Application

TATUS	RECEIVABLE	ACCOUNT LEDGER	PAYABLE
	259124.00		1.00

Status as On : 31-03-2019

Cash Account	
Closing	194638.00 CR

Bank A/c.	
Closing	1307391.00 CR

Different type of report

- We can see all report like, status reports, account ledger, product ledger, receivable, payable, desktop report menu & history also



Aakash InfoWay Pvt. Ltd.

✓ Plus Reports Android Application

To change company
click on company
name

Status Report

STATUS	RECEIVABLE	ACCOUNT
	259124.00	LEDGER
Status as On : 31-03-2019		
Cash Account		
Closing	194638.00	CR
Bank A/c.		
Closing	1307391.00	CR

Press Refresh for
Latest Status Report



Aakash InfoWay Pvt. Ltd.

✓ Plus Reports Android Application

Receivable Report
With Account name
& City

STATUS	RECEIVABLE 259124.00	ACCOUNT LEDGER
		Balance
		Hitech Computer Gondal
		Jay Jalaram Accounting Solution Amreli



Aakash InfoWay Pvt. Ltd.

✓ Plus Reports Android Application

STATUS	RECEIVABLE 259124.00	ACCOUNT LEDGER
Name		Balance
Arihant Computer Khambhaliya		0.00
Bank A/c. Rajkot	1297391.00	
Cash Account	204638.00	
CGST Input A/C.	0.00	
CGST Output A/C.	118251.22	
Cheque Return Charges	0.00	
Dimex Computer Jamnagar	0.00	
Diwali Scheme	10000.00	
Global Infosvs	0.00	

Multi Account
Ledger



Aakash InfoWay Pvt. Ltd.

✓ Plus Reports Android Application

7:11 PM 0.47KB/s 4G 3G

plus Plus Report

01-04-2018 To 31-03-2019

**Self
Raj**

Date	Credit	Debit
03-05-18	4120.00	
R K Trivedi & Com. Palitana (Razaq) 2 Party Comition less (1-(2750 Bansri Mall-PosMulty) 2-(900 R K Trivedi & Com) Less 470 Discount		
03-05-18	6500.00	
R K Trivedi & Company Razaq(Palitana) Payment Cash at aangadiyu		
03-05-18	6500.00	
R K Trivedi & Company Razaq(Palitana) Payment Cash at aangadiyu		
03-05-18	6500.00	
R K Trivedi & Company Razaq(Palitana) Payment Cash at aangadiyu		
03-05-18	6500.00	
R K Trivedi & Company Razaq(Palitana) Payment Cash at aangadiyu		
Total	589152.00	435072.00
Balance		154080.00 CR

Single Account
Ledger



Aakash InfoWay Pvt. Ltd.

✓ Plus Reports Android Application

RECEIVABLE	ACCOUNT LEDGER	PAYABLE
259124.00		1.00
Name		Balance
N V Infotech Surendranagar		1.00

Payable Report



Aakash InfoWay Pvt. Ltd.

✓ Plus Reports Android Application

ACCOUNT NUMBER	PAYABLE	PRODUCT LEDGER	RECEIPT
Name			Stock
Kishan 6.0 (Veg)			2.00
Order Application			1.00
Upgrade			0.00
Dalal 4.0			3.00
Plus Basic Free			2.00
Plus Professional Multy User			0.00
Pharma Care WholeSale			6.00
Plus Professional			33.00
Pharma Care Retail (Medial Store)			7.00
Plus Billing			37.00
Plus Standard			107.00
Point Of Sale			3.00
Dealer			0.00
Kishan 6.0			28.00
Plus Basic / Stock			12.00

Multi Product Ledger With Stock



Aakash InfoWay Pvt. Ltd.

✓ Plus Reports Android Application

7:13 PM 0.00KB/s 4G 3G

plus Plus Report

01-04-2018 To 31-03-2019

Plus Billing

Date	Qty	Amount
18-08-18	1.00	4200.00
25-08-18	1.00	4200.00
27-08-18	1.00	3600.00
27-09-18	1.00	4200.00
29-09-18	2.00	0.00
04-10-18	1.00	3600.00
25-10-18	3.00	10800.00
25-10-18	3.00	10800.00
Cr.Total 0.00		Db.Total 137400.00
Closing Bal 137400.00 DB		
Cr.Qty 0.00		Db.Qty 37.00
Closing Qty. 37.00 DB		

Single Product Ledger
With Stock



Aakash InfoWay Pvt. Ltd.

✓ Plus Reports Android Application

Date	Account	Amount
03-12-2018	Bank A/c. Hitech Computer	10000.00
03-12-2018	Bank A/c. Hitech Computer	500.00

Receipt List
Added by
Portal/App

Add New Entry



Aakash InfoWay Pvt. Ltd.

✓ Plus Reports Android Application

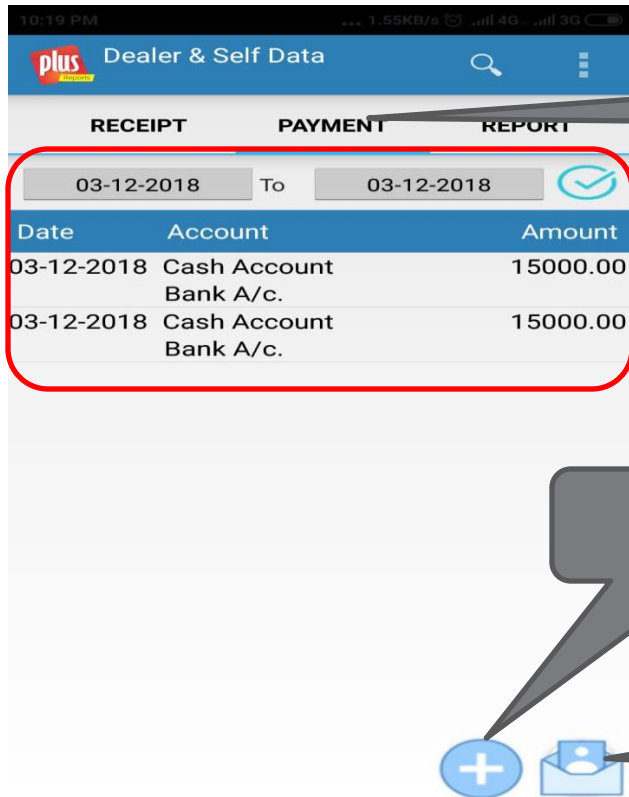
Date	03-12-2018
Rcpt/Pymt	RECEIPT
Type	CASH
Bank/Cash	Bank A/c.
Opp.AC	Hitech Computer
Amount	500
Date	03-12-2018
Narration	enter Detail as per requirement

Save New Entry



Aakash InfoWay Pvt. Ltd.

✓ Plus Reports Android Application



Payment List

New Entry

New Entry for ICICI Bank Transfer



Aakash InfoWay Pvt. Ltd.

✓ Plus Reports Android Application

Date	03-12-2018
Rcpt/Pymt	PAYMENT
Type	CASH
Bank/Cash	Cash Account
Opp.AC	Bank A/c.
Amount	15000
Date	03-12-2018
Narration	Cash Deposit

Payment Entry

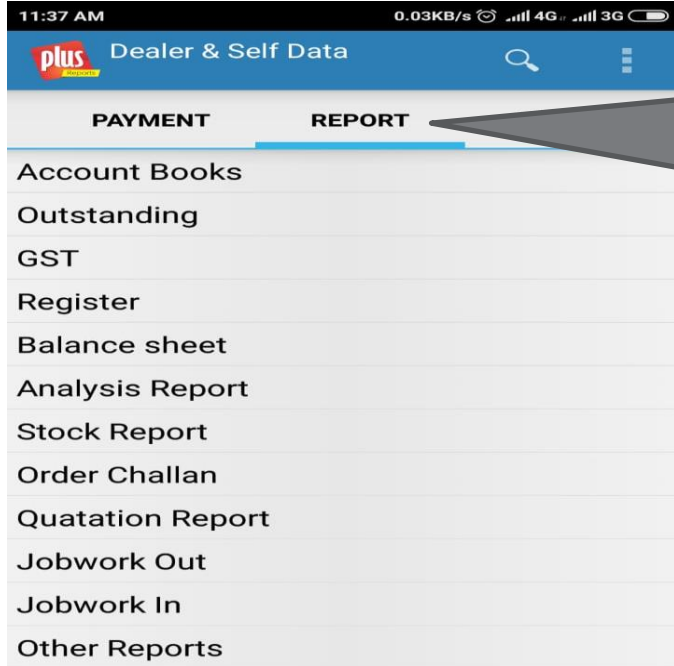
ICICI Bank Transfer Entry

Date	04-12-2018
Rcpt/Pymt	PAYMENT
Type	BANK
Payment Type	RTGS
Bank/Cash	ICICI Bank A
Opp.AC	N V Infotech
Amount	1500
Chq/DD	1234
Date	04-12-2018
Narration	Transfer

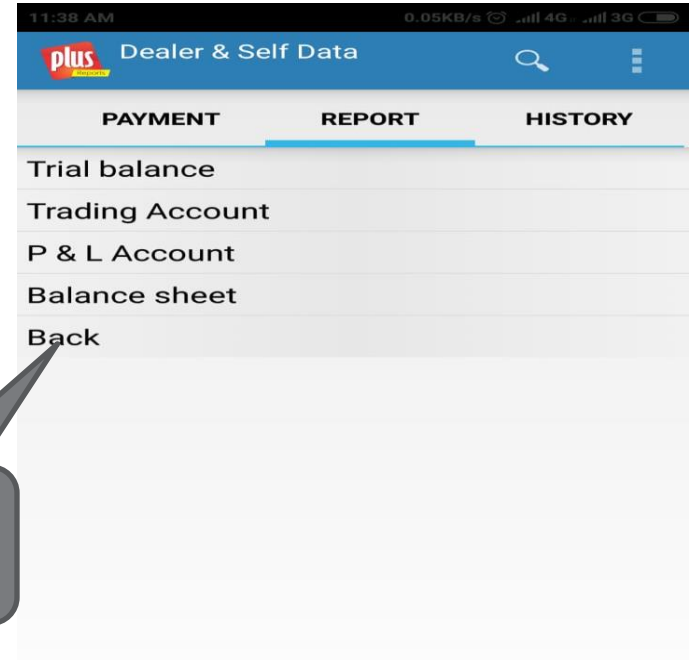


Aakash InfoWay Pvt. Ltd.

✓ Plus Reports Android Application



Default Report Menu

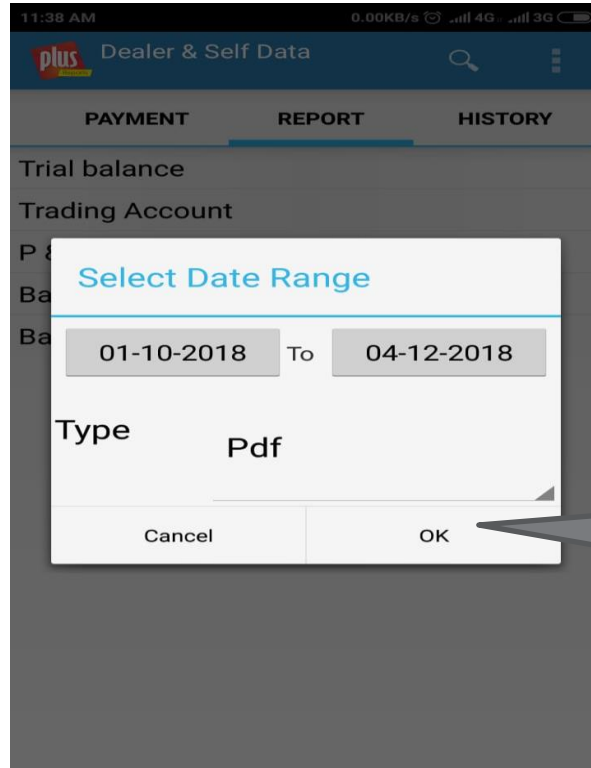


Click here to Go Back



Aakash InfoWay Pvt. Ltd.

✓ Plus Reports Android Application

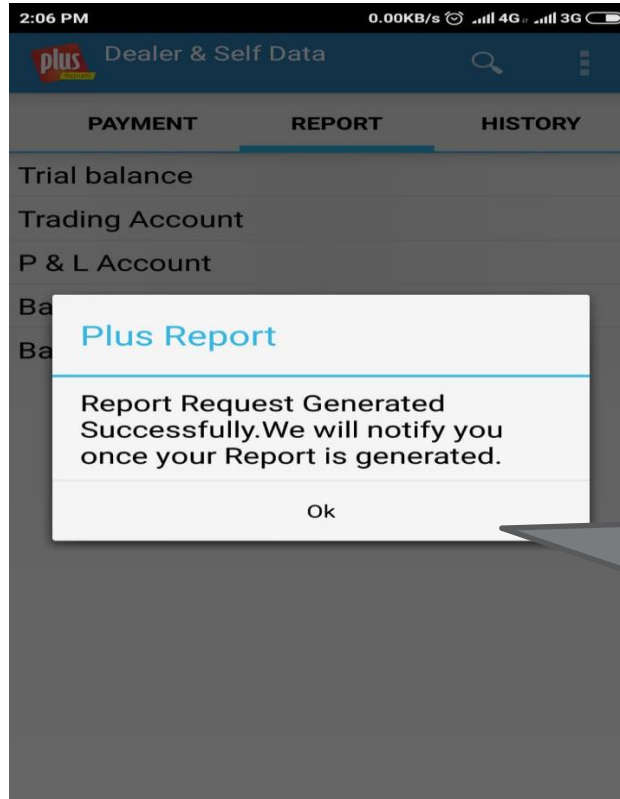


Select Date Range &
Type of Format for
Request to Desktop
Application Then Click
“OK”



Aakash InfoWay Pvt. Ltd.

✓ Plus Reports Android Application

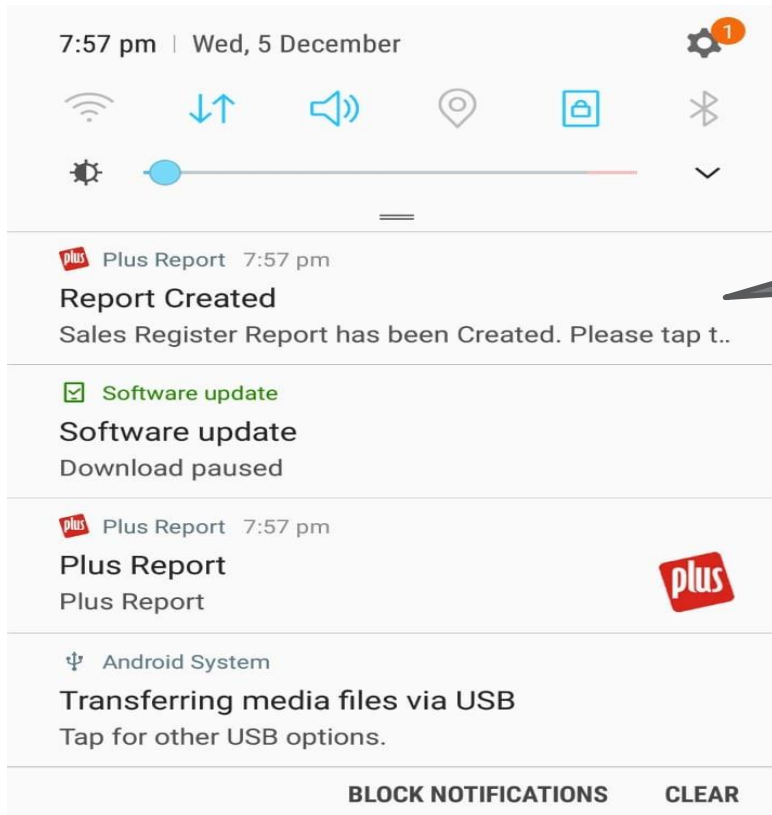


Report Request Message



Aakash InfoWay Pvt. Ltd.

✓ Plus Reports Android Application

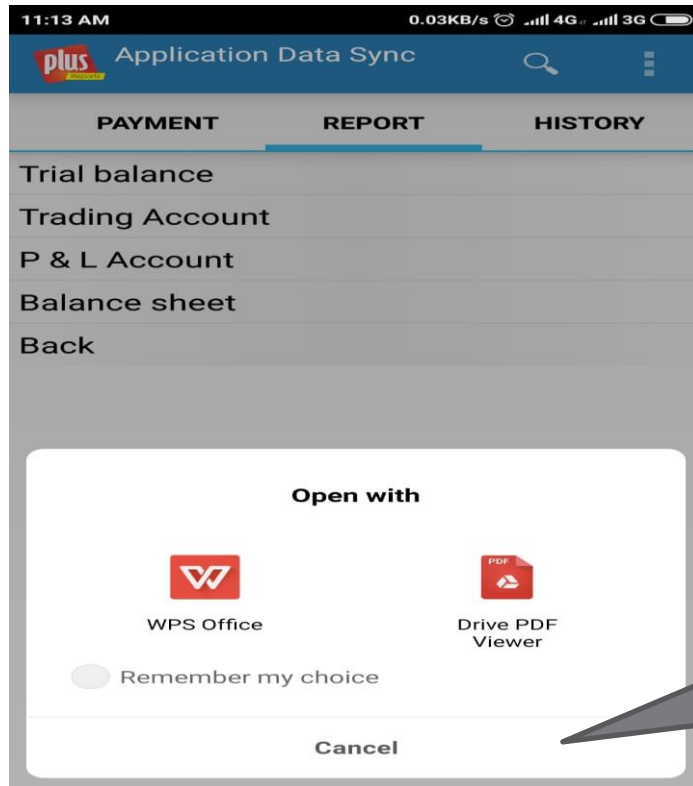


Report
Generated
Notification



Aakash InfoWay Pvt. Ltd.

✓ Plus Reports Android Application



Open Report
from
notification



Aakash InfoWay Pvt. Ltd.

✓ Plus Reports Android Application

Report	FromDate	ToDate
PL-P-8999		
PL-P-9050		
5		
Balance sheet		
05-12-2018		05-12-2018
76CX0NQ5EK.PDF		
Balance sheet		
01-04-2018		05-12-2018
77CX0NTSBN.PDF		
9997		
Delivery Summary Report		
01-08-2018		31-12-2018
10CV00HA53.PDF		
StatusReport		
03-12-2018		03-12-2018

History With
Company &
Customer ID Wise

Note : we can also view
previously Requested Report



Aakash
InfoWay Pvt. Ltd.

THANK YOU

For Further Help Assistance
Helpline :- 0281- 619 66 66
E-Mail :- support@akashinfo.com

www.aakashinfo.com